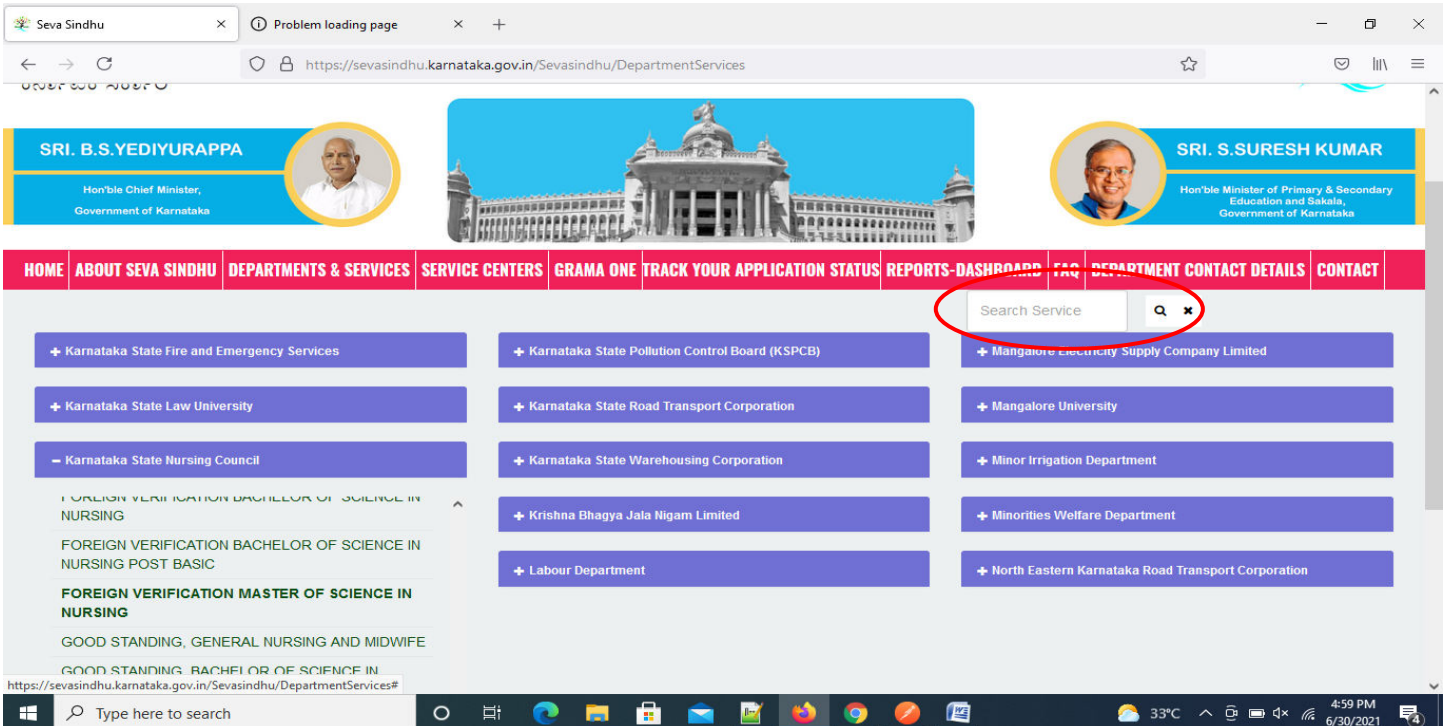


ಕರ್ನಾಟಕ ರಾಜ್ಯ ಶುಶ್ರೂಷ ಪರಿಷತ್
Karnataka State Nursing Council
ಅಂತರಾಷ್ಟ್ರೀಯ ಪರಿಶೀಲನೆ, ಮಾಸ್ಟರ್ ಆಫ್ ಸೈನ್ಸ್ ಇನ್ ನರ್ಸಿಂಗ್
FOREIGN VERIFICATION MASTER OF SCIENCE IN NURSING

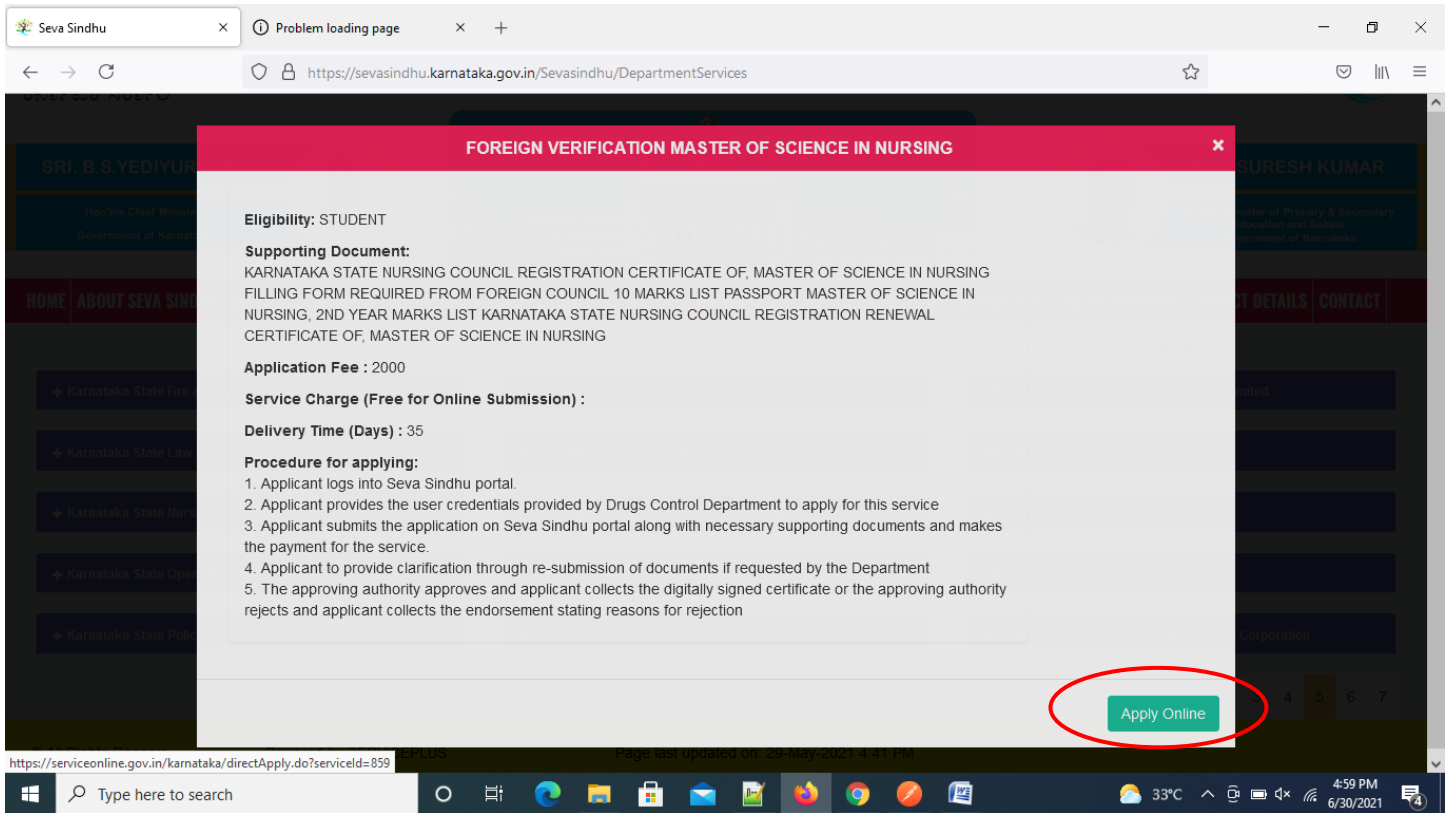
Step 1: Go to sevasindhu.karnataka.gov.in website and click on **Departments & Services**



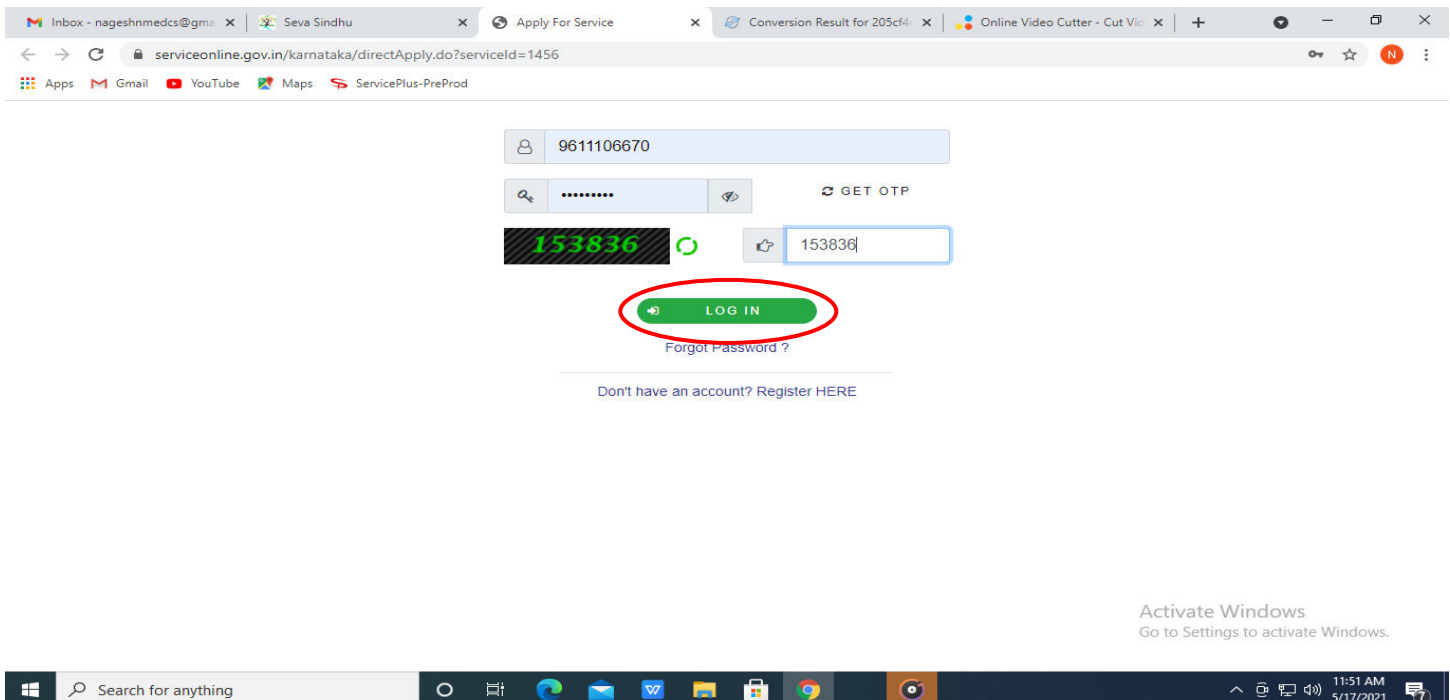
Step 2: Click on **Karnataka State Nursing Council** and select **FOREIGN VERIFICATION MASTER OF SCIENCE IN NURSING**. Alternatively, you can search for FOREIGN VERIFICATION MASTER OF SCIENCE IN NURSING in the **search option**



Step 3 :Click on Apply online



Step 4: Enter the username, password/OTP, captcha and click on Log In button



Step 5: Fill the Applicant Details

The screenshot shows the ServicePlus application form for Foreign Verification Master of Science in Nursing. The form is titled "Application Form / ಅರ್ಜಿ ನಮೂನೆ" and contains the following fields:

- ನೋಂದಣಿ / Registration For: Permanent
- ಮಾದರಿ / Type: Normal
- ಈಗಾಗಲೇ ನೋಂದಾಯಿಸಿದ್ದರೆ ಕೆಎನ್‌ಎನ್‌ಸಿ ನೋಂದಣಿ ಸಂಖ್ಯೆಯ ಪ್ರಕಾರ ಹಳೆಯ ನೋಂದಾಯಿತ ಸಂಖ್ಯೆಯನ್ನು ನಮೂದಿಸಿ / If Already registered enter old reg number as per KSNC registration number: 45622
- If already registered with KSNC add registration date / ಈಗಾಗಲೇ ಕೆಎನ್‌ಎನ್‌ಸಿಯಲ್ಲಿ ನೋಂದಾಯಿಸಿಕೊಂಡಿದ್ದರೆ ನೋಂದಣಿ ದಿನಾಂಕವನ್ನು ಸೇರಿಸಿ: 01/06/2021
- ಶೀರ್ಷಿಕೆ / Title: Ms

The form is displayed in Kannada and English. The user's name "Shilpa V" is visible in the top right corner.

Step 6: Verify the details. If details are correct, select the **checkbox ("I Agree")** & **Submit**

The screenshot shows the ServicePlus application form with the Declaration and Word verification sections. The "I Agree" checkbox is highlighted with a red circle. The "Submit" button is also highlighted with a red circle.

Declaration / ಘೋಷಣೆ

I hereby declare that the particulars furnished in this form are true to the best of my knowledge/ಈ ಅರ್ಜಿಯಲ್ಲಿ, ನಾನು ಒದಗಿಸಿರುವ ಎಲ್ಲಾ ವಿವರಗಳು ಸತ್ಯವಾಗಿರುತ್ತವೆ ಎಂದು ಘೋಷಿಸುತ್ತೇನೆ.

I Agree *

Note:

- Please proceed to Slot booking service in Seva Sindhu to book an appointment for document Verification
- Please carry all the original documents- mandatory documents and uploaded documents during Verification

Word verification

629849

Please enter the characters shown above

629849

Buttons: Draft, **Submit**, Close, Reset

Footer: MINISTRY OF PANCHAYATI RAJ, Digital India, data.gov.in, insha.gov.in, DelhiY, PMINDIA

Step 7: A fully filled form will be generated for user verification, If you have any corrections click on **Edit** option, Otherwise proceed to **Attach Annexures**

Application Form / ಅರ್ಜಿ ನಮೂನೆ

ನೋಂದಣಿ / Registration For :	Permanent
ವರ್ಗ / Type :	Normal
ಈಗಾಗಲೇ ನೋಂದಾಯಿಸಿದ್ದರೆ ಕೆಎನ್‌ಎನ್‌ಸಿ ನೋಂದಣಿ ಸಂಖ್ಯೆಯ ಪ್ರಕಾರ ಹಳೆಯ ನೋಂದಾಯಣಿ ಸಂಖ್ಯೆಯನ್ನು ನಮೂದಿಸಿ / If Already registered enter old reg number as per KSNC registration number :	45622
If already registered with KSNC add registration date / ಈಗಾಗಲೇ ಕೆಎನ್‌ಎನ್‌ಸಿಯಲ್ಲಿ ನೋಂದಾಯಿಸಿಕೊಂಡಿದ್ದರೆ ನೋಂದಣಿ ದಿನಾಂಕವನ್ನು ಸೇರಿಸಿ :	01/08/2021
ಶೀರ್ಷಿಕೆ / Title :	Ms
ಹೆಸರು / Name :	Shilpa V
ಇಮೇಲ್-ಐಡಿ / Email ID :	TEST@GMAIL.COM
ಕೋರ್ಸ್ ಪ್ರಕಾರ / Course Type :	ANM
ವೃತ್ತಿ / Profession :	Staff Nurse
ಲಿಂಗ / Gender :	Female
ರಕ್ತ ಗುಂಪು / Blood Group :	AB +ve
ಮೊಬೈಲ್ ಸಂಖ್ಯೆ / Mobile Number :	7894561230
ಪೋಷಕರು / ಸಂಗಾತಿಯ ಹೆಸರು / Parent/ Spouse Name :	VDSBDSHD
ಹುಟ್ಟಿದ ದಿನಾಂಕ / Date of birth :	18/08/1998
ಹುಟ್ಟಿದ ಸ್ಥಳ / Place of birth :	DVHSA
ರಾಷ್ಟ್ರೀಯತೆ / Nationality :	TIBETAN
ಮತ ಚಲಾಯಿಸಲು ಅರ್ಹತೆ / Eligibility to vote :	Eligible
EKYC :	18-05-1998

Step 8 : Click on **Attach Annexures**.

NOTE:

- Please proceed to slot booking service in Seva Sindhu to book an appointment for document verification. / ದಾಖಲೆ ಪರಿಶೀಲನಾ ಅಪಾಯಿಂಟ್ಮೆಂಟ್ ಕಾಯ್ದಿರಿಸಲು ದಯವಿಟ್ಟು ಸೇವಾ ಸಿಂಧುವಿನಲ್ಲಿ ಸ್ಲಾಟ್ ಬುಕಿಂಗ್ ಸೇವೆಗೆ ಮುಂದುವರಿಯಿರಿ
- Please carry all the original documents mandatory documents and uploaded documents during verification. / ದಯವಿಟ್ಟು ಪರಿಶೀಲನೆಯ ಸಮಯದಲ್ಲಿ ಎಲ್ಲಾ ಮೂಲ ದಾಖಲೆಗಳು - ಕಡ್ಡಾಯ ದಾಖಲೆಗಳು ಮತ್ತು ಅಪ್‌ಲೋಡ್ ಮಾಡಿದ ದಾಖಲೆಗಳನ್ನು ಒಯ್ಯಿರಿ

I Agree : Yes

Additional Details

Apply to the Office : KARNATAKA STATE NURSING COUNCIL (STATE)

Draft Reference No : Draft_NC810S/2021/00022

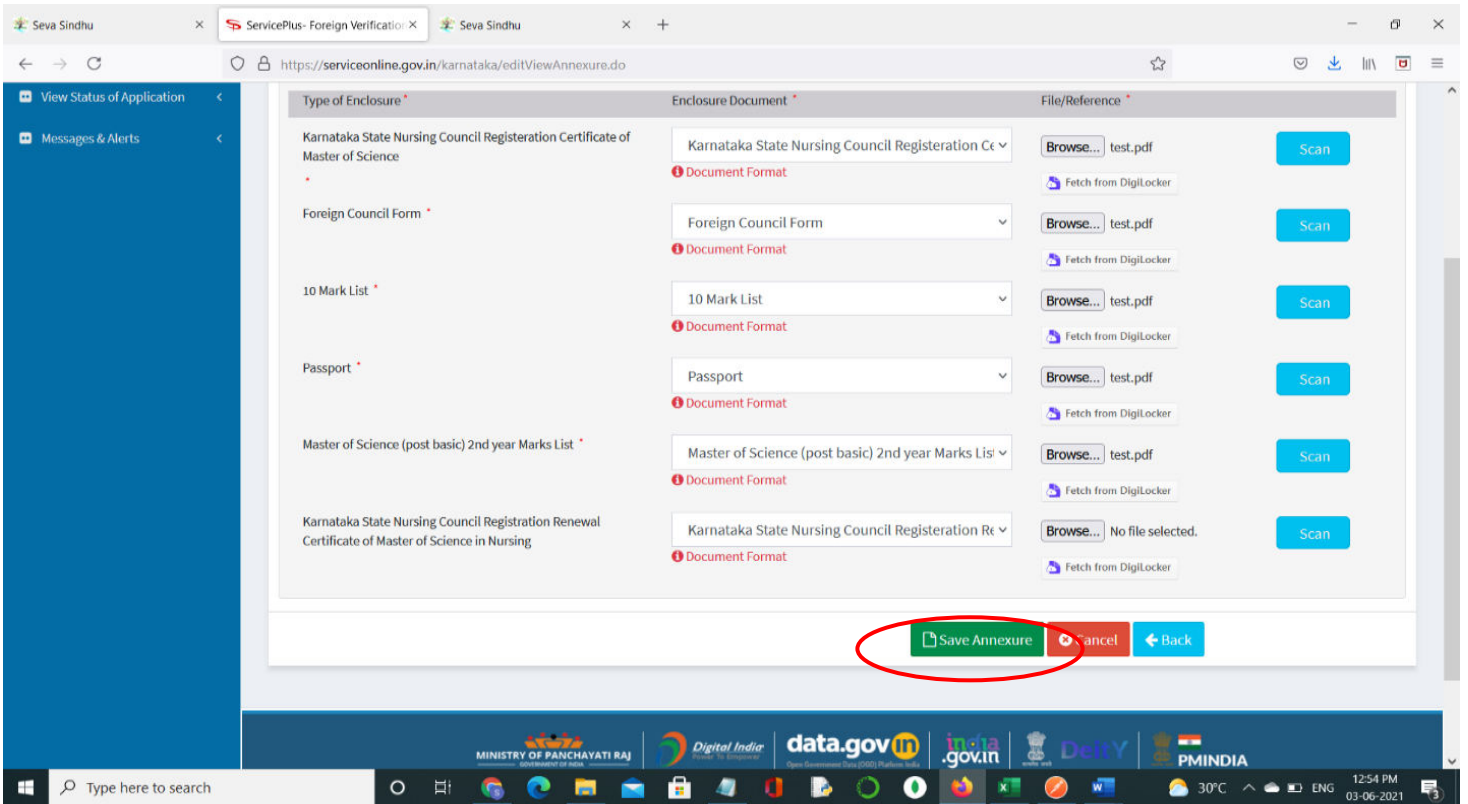
03/6/2021 11:12:10 IST http://serviceonline.gov.in/karnataka

Attach Annexure **Edit** **Cancel** [Click here to initiate new application](#)

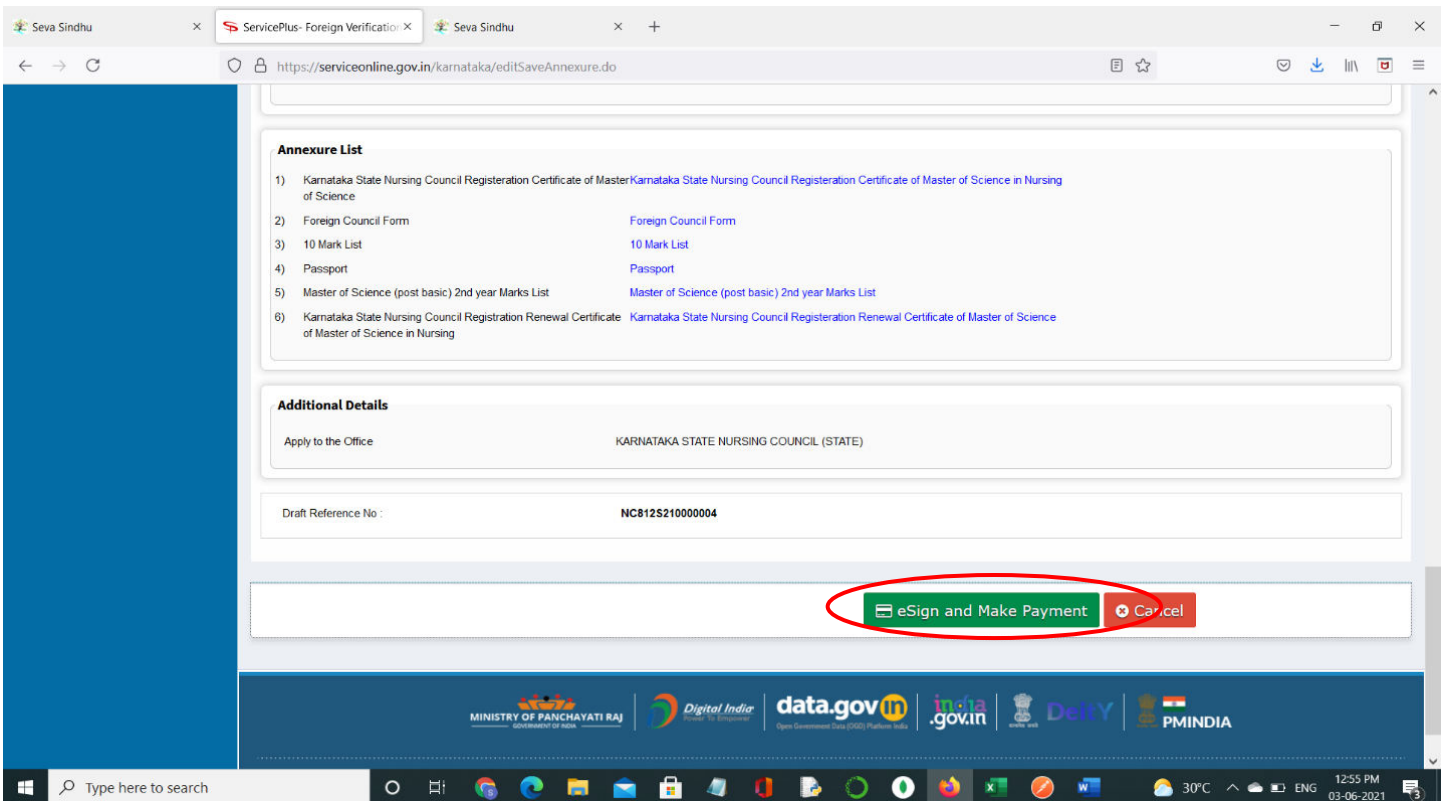
MINISTRY OF PANCHAYATI RAJ | Digital India | data.gov.in | india.gov.in | DeltY | PMINDIA

Site is technically designed, hosted and maintained by National Informatics Centre
Contents on this website is owned, updated and managed by the Ministry of Panchayati Raj
POWERED BY SERVICEPLUS

Step 9: Attach the annexures and click on Save Annexures.



Step 10 :Saved annexures will be displayed and click on eSign and Make Payment to proceed.



Step 11 : Click on I agree with above user consent and eSign terms and conditions and Select authentication type to continue and click on **OTP**

Consent Authentication Form

I hereby state that I have no objection in authenticating myself with Aadhaar based authentication system and consent to providing my Aadhaar number along with the authentication details for the purposes of availing "Land Holding Certificate / ಭೂ ಹಿಡುವಳಿ ಪ್ರಮಾಣ ಪತ್ರ" by eSigning Application form and Enclosure(s). I understand that the OTP I provide for authentication shall be used only for authenticating my identity through the Aadhaar Authentication system, for obtaining my e-KYC through Aadhaar e-KYC service and for the issuance of Digital Signature Certificate (DSC) for this specific transaction and for no other purposes. For the creation of DSC, I understand that the options that I have chosen are the ones that shall be populated in the DSC generated by the CA and I provide my consent for the same. I also understand that the following fields in the DSC generated by the CA are mandatory and I give my consent for using the Aadhaar provided e-KYC information to populate the corresponding fields in the DSC.

1. Common Name (name as obtained from e-KYC)
2. Unique Identifier (hash of Aadhaar number)
3. Pseudonym (unique code sent by UIDAI in e-KYC response)
4. State or Province (state as obtained from e-KYC)
5. Postal Code (postal code as obtained from e-KYC)
6. Telephone Number (hash of phone as obtained from e-KYC)

I understand that ServicePlus shall ensure security and confidentiality of my personal identity data provided for the purpose of Aadhaar based authentication.

I agree with above user consent and eSign terms and conditions

Select authentication type to continue

OTP Download Document

Step 12 : Enter Aadhaar Number and click on get OTP.

Ministry of Electronics and Information Technology
Government of India

Digital India
Power To Empower

सी डैक
CDAC
Centre for Development of Advanced Computing

You are currently using C-DAC eSign Service and have been redirected from

Hastakshar
हस्ताक्षर
C-DAC's eSign Service

Aadhaar Based e-Authentication

Enter Your Virtual ID / Aadhaar Number [Get Virtual ID](#)

Enter Your Aadhaar OTP [View Document Information](#)

Get OTP Cancel [Not Received OTP? Resend OTP](#)

Activate Windows
Go to Settings to activate Windows.

Step 13 : Enter OTP and click on Submit.

The screenshot shows a web browser window with the URL `esignservice.cdac.in/esign2.1/OTP`. The page header includes the Government of India logo, the Digital India logo, and the CDAC logo. A message states: "You are currently using C-DAC eSign Service and have been redirected from". Below this is the "Hastakshar" logo and "C-DAC's eSign Service". The main content is a form titled "Aadhaar Based e-Authentication" with the following fields and options:

- Aadhaar Number: 472245377750 (with a "Get Virtual ID" link)
- OTP: [Redacted]
- Consent: I have read and provide my [consent](#) (with a "View Document Information" link)
- Buttons: **Submit** (circled in red), **Cancel**, and [Not Received OTP? Resend OTP](#)

The Windows taskbar at the bottom shows the time as 4:19 PM on 5/19/2021.

Step 14 :Select the Mode of Payment and click on Make Payment to proceed.

The screenshot shows the ServicePlus portal with the URL `serviceonline.gov.in/configureka/proccedToPayment.do?OWASP_CSRFTOKEN=435M-UJDE-AI6F-17LP-IDIY-JJSH-2HGT-PRA2`. The page header includes the ServicePlus logo and the Government of India logo. The main content is a form titled "PAYMENT DETAILS" for an "APPLICATION FOR DUPLICATE DEGREE CERTIFICATE".

The form includes the following details:

- Mode Of Payment: Paytm Bill Desk Payment Cash
- Application Fee: 1845.0
- Total Amount to be paid (in Rs.): 1845.0
- Receipt No. *: df
- Payment Date *: 12/05/2021 (with a calendar icon and a note: "(Select last 20 days from current date)")

At the bottom right of the form, there are three buttons: **Make Payment** (circled in red), **Reset**, and **Cancel**. The Windows taskbar at the bottom shows the time as 10:51 AM on 5/24/2021.

Step 15 : Select preferred payment method (Credit Card/Debit Card/Internet Banking), enter the required details and click on make payment.

The screenshot shows a web browser window with the URL pgi.billdesk.com/pgidsk/ProcessPayment?sessionid=0000boXu45BBvzSkZYdJii4UMYF:1a7ou2k7d?wpage=9JmhjALNb7Ftoajwghhmc2r. The page displays a payment form with the following details:

- Payment Method:** Pay by Credit Card (selected)
- Merchant Name:** Directorate of Electronic Delivery of Citizen Services
- Payment Amount:** ₹ 5.00
- Card Number:** Enter card number
- Expiration Date:** Month, Year
- CVV/CVC:** [Field]
- Card Holder Name:** Enter card holder name
- Action:** Make Payment (highlighted), Cancel

Step 16 : After payment is successful, acknowledgement will be generated. Acknowledgement consists of applicant details, application details and the payment details for applicant's reference.

The screenshot shows the 'ACKNOWLEDGEMENT' page on the serviceonline.gov.in website. The page features the Government of Karnataka logo and the text 'ಕರ್ನಾಟಕ ಸರ್ಕಾರ' (Government of Karnataka). The main content is a table titled 'Sakala Acknowledgement/ಸಕಾಲ ಸ್ವೀಕೃತಿ' (Sakala Acknowledgement/Receipt).

Sakala Acknowledgement/ಸಕಾಲ ಸ್ವೀಕೃತಿ		
Office Name / ಕಛೇರಿ ಹೆಸರು	Department of Higher Education	
Sakala No/ಸಕಾಲ ಸಂಖ್ಯೆ	HE003S210000022	
Application Date /ಅರ್ಜಿಯ ದಿನಾಂಕ	12/05/2021	
Service Requested /ವಿನಂತಿಸಿದ ಸೇವೆ	Application for Duplicate Degree Certificate	
Applicant Name /ಅರ್ಜಿದಾರರ ಹೆಸರು	TERETE	
Applicant Address /ಅರ್ಜಿದಾರರ ವಿಳಾಸ	564545	
Mobile No /ಮೊಬೈಲ್ ಸಂಖ್ಯೆ	3453453453	
Documents Submitted /ದಾಖಲಾತಿಗಳನ್ನು ಸಲ್ಲಿಸಿದ ಮಾಹಿತಿ	Type of document(s)	Document(s) Attached
	Applicant Photo	Applicant Photo
	Affidavit on Stamp paper of Rs.20/- signed by a Notary	Affidavit on Stamp paper of Rs.20/- signed by a Notary
	FIR Copy	FIR Copy
	All semester Marks Card	All semester Marks Card
Original Degree Certificate copy if available	Original Degree Certificate copy if available	
Payment Status /ಪಾವತಿ ಸ್ಥಿತಿ	Not Applicable/ಅನ್ವಯಿಸುವುದಿಲ್ಲ	Go to Settings to activate Windows.
Payment Mode /ಪಾವತಿ ವಿಧಾನ	Cash	

Step 17 :To download the certificate, go to the sevasindhu.karnataka.gov.in and click on **Registered Users Login Here.**

Seva Sindhu

Call Center Number - 8088304855/ 6361799796 /9380204364 / 9380206704 - 9AM TO 6PM (Except Government Holidays)

RAISE YOUR COMPLAINT

NEW USERS REGISTER HERE

REGISTERED USERS LOGIN HERE

CHECK YOUR APPLICATION STATUS FOR REVENUE DEPARTMENT

Enter Application No.

NUMBER OF TRANSACTIONS

11085456

WHAT'S NEW

- Apply for Sindhutva Pramana Patra (ONLY FOR APPLICANTS WHO HAVE RECEIVED SMS)
- Application for Family ID/New NPHH (APL) Ration Card
- Procedure to fix "Invalid Transaction for e-sign process" in Firefox browser
- Promotional Campaigns
- Click here for GramOne Franchises
- E-sign process

Help | Feedback form | Sevasindhu Video Manual | Page last updated on: 11-June-2021 3.00PM | Website visitor count is 3 8 9 1 6 4 5 9 | Site Map | Website policy

Step 18 :Once the login page is open, enter your username, password/OTP, captcha and click on **Submit.**

ಸೇವಾ ಸಿಂಧು SEVA SINDHU

Apply for Service

9611106670

.....

552519 Type here

Submit

Forgot Password | New user ? Register here | Know Your Eligibility

Check Your Application Status

Select Department

Select Service

Enter your Application ID

© All Rights Reserved | Powered by SERVICEPLUS

Step 19 :Click on **View Status of Application** --> **Track application status**. Enter Application Reference Number (you can refer to Acknowledgment/SMS to get Application Reference Number) and click on **Get Data**.

The screenshot shows the ServicePlus web application interface. The browser address bar displays `serviceonline.gov.in/karnataka/citizenServiceList.do`. The page title is "View Status Of Application / Track Application Status". The "From Date" is set to 24/03/2021 and the "To Date" is 24/05/2021. The "App Ref No." field contains "ES002S210000027". A green "Get Data" button is visible on the right side of the form, circled in red. The left sidebar menu has "View Status of Application" highlighted with a red circle, and "Track application status" is also visible below it.

Step 20 :Check Current Status of the application. If it is delivered, Click on **Delivered**.

The screenshot shows the ServicePlus web application interface. The browser address bar displays `serviceonline.gov.in/karnataka/applicationTrackStatus.do`. The page title is "View Status Of Application / Track Application Status". The "From Date" is 24/03/2021 and the "To Date" is 24/05/2021. The "App Ref No." field contains "ES002S210000027". A green "Get Data" button is visible on the right side of the form. Below the form, there is a table with the following data:

SNo	Service Name	Application Reference No	Submission Date	Due Date	Current Status
1	Application for Death Certificate	ES002S210000027	20/05/2021	21/05/2021	Delivered

The "Delivered" status in the table is circled in red. The table also includes a search bar and pagination controls (First, Previous, 1, Next, Last). The left sidebar menu has "View Status of Application" expanded, and "Track application status" is highlighted.

Step 21 :Under Issue Document(s), click on Output Certificate.

ServicePlus
Metadata-based Integrated eSer

Menu

- Manage Profile
- Apply for services
- View Status of Application
 - Track application status
 - View Incomplete Application
 - Revalidate Payment
 - Modify Submissions
- Messages & Alerts

Status of Application

Application Reference Number : ES002S210000027

Name of the Service : Application for Death Certificate

Applied By : Asha D J

Application due Date : 21/05/2021

S.No.	Task Name	Form Details	Issued Document(s)	Status	Remarks
1	Application Submission	View	Acknowledgement	Completed	NA
2	Push application data to DB	NA	NA	Forwarded	View
3	Callback Webservice	NA	Output Certificate	Delivered	View

Showing 1 to 1 of 1 entries

Step 22 :FOREIGN VERIFICATION MASTER OF SCIENCE IN NURSING Output Certificate will be downloaded. You can print the certificate if required.

WPS Office

Application for ...gree Certificate

User Manual - Death Certificate

HE003S210000023.pdf

Home Insert Comment Edit Page Protect Tools

Hand Tool

Select Tool Edit Text Edit Picture PDF to Office PDF to Picture Annotate

75% 1/1

Auto Scroll Read Mode Background Screen Grab Find Highlight Note

Mangalore University

No: HE003S210000023
Date: 24/05/2021

Sub: Approval of Issue of Duplicate Degree Certificate

We are pleased to inform you that the Duplicate Degree Certificate HE003S210000023 has been dispatched to your mailing address provided to the University

The Dispatch details are as follows:

Courier Name / Postlet

Dispatch Date:24/05/2021

Tracking ID :test

Website address of the Courier / Speed Post.es

For any clarification please contact us.

Date :24/05/2021 Registrar

Test Data / Test Data

Activate Windows
Go to Settings to activate Windows